



WILKINSBURG STAMP CLUB NEWS

Volume 18 Issue 4
November 2019

Wilkinsburg Stamp Club is a member of APS #12293

Thanksgiving



Philately - is the study of stamps and postal history and other related items.

It also refers to the collecting, research, and enjoyment, of stamps and other philatelic products.

Contact Information:
We are updating our records.
If you received a postcard, please fill it out and return it as soon as possible.
Thank you!



Thanksgiving originated as a harvest festival, and has been celebrated nationally on and off since 1789, with a proclamation by George Washington, through a request by congress. The US Thanksgiving holiday, observed on the fourth Thursday of November, stems from a rich history of celebrations. The best known of these celebrations is the first harvest festival at Plymouth, Massachusetts, where in the autumn of 1621 colonists and Native Americans gathered for a three-day feast to offer thanks for a bountiful harvest. In 1863 President Abraham Lincoln issued the "Proclamation of Thanksgiving", marking the

beginning of national recognition of an annual Thanksgiving holiday in the United States. The U.S. Thanksgiving holiday stems from a rich history of celebrations. The best known of these is the first harvest festival at Plymouth, Mass., where in Autumn 1621 some 50 colonists and 90 Native Americans gathered for a three-day feast to offer thanks for a bountiful harvest.

The USPS issued a postage stamp for Thanksgiving in October, 2001.

Artist Margaret Cusack designed the machine appliquéd needlework-a cornucopia of fruits and vegetables, inscribed above with the words "We Give Thanks" - that is featured on the 2001 Thanksgiving stamp. The needlework, which is partially quilted and made of old and new fabrics, is reminiscent of American folk art stitchery.

Country USA

Series: Holiday Celebration

Thanksgiving

Item Number: 551000

Denomination : 34-cent

Special Issue

Format: Pane of 20 (1 design)

Issue : Oct. 19, 2001, Dallas, TX

Illustrator: Margaret Cusack

Designer: Richard Sheaff

Manufacturing Process: Offset,

Microprinting, "USPS"

Stamps per Pane: 20

Print Quantity: 69 million stamps

Paper Type: Nonphosphored,

Type III

Gum Type: Self-adhesive

Thanksgiving is also celebrated in Canada. In 1957 the Canadian Thanksgiving is observed on the second Monday of October. In the Australian external territory of Norfolk Island, the holiday of Thanksgiving is celebrated on the last Wednesday of November. As many as ten other countries celebrate a thanksgiving harvest festival of giving thanks but by different names.

Inside this issue:

Club News	2
Collecting Disney Stamps	2
Club contact info.	2
Meeting Dates	2
Collecting Disney continued	3
Upcoming Stamp Shows	3
In Memoriam	3
Junior Corner – Solvents / Chemicals	4
50 Years Ago	4

Notable People on Stamps: Vincent van Gogh



Vincent Willem van Gogh, (born March 30, 1853, Zundert, Netherlands - died July 29, 1890, near Paris, France) Van Gogh's father, Theodorus van Gogh, was an austere country minister, and his mother, Anna Cornelia Carbentus, was a moody artist whose love of nature, drawing and watercolors was transferred



to her son. Dutch painter, generally considered the one of the greatest of the Post-Impressionists. With striking color, emphatic brushwork, and contoured forms of his work powerfully influenced the current of Expressionism in modern art. He struggled with mental illness and remained poor and virtually unknown throughout his life. His art has become extremely popu-

lar after his death.

Many countries have celebrated his life with postage stamps.



Club News

Time to sign up for the Holiday Party to be held December 8th 2019, at the Churchill Borough Building. Setup at 12 Noon, Eat at 1PM. We need to know if you plan to attend and if you are bringing a guest, so we know how much chicken to get. Everyone is asked to bring a dish to share. Sign up sheet available at a meeting or contact Danielle.

dmm742000@yahoo.com
(412) 302-4146

If you have received a notice with this newsletter you need to pay your dues, please do so as soon as possible.

WILKPEX 2020 will be here before we know it. Time to start working on exhibits, Let Andy know if you plan an exhibit, what the title will be and what size and how many frames you need... We can always use volunteers to help at the show. We also are looking for ideas for the 2020 Souvenir Sheet, please bring submissions to the meeting or send

to Andy **novoand@hotmail.com** or Deb **quest4moos@msn.com**. These can also be submitted to the club PO Box

Gene is still working feverously on the new cachet. Thanks to Gene for all the hard work it takes to put them together. There was a lot of discussion at the second October meeting, new ideas for future cachets.

Danielle is planning a trip to APS November 5th, anyone wishing to go please contact her.

dmm742000@yahoo.com
(412) 302-4146

Danielle shared her wonderful dragon and mushroom collection for show and tell.

Everyone is encouraged to bring in something for show and tell the second meeting of the month. *(Does not have to be stamp related)*

Officers

President:

Andy Novotny
novoand@hotmail.com

Vice-President:

Laura Kaczynski
laurakac13@verizon.net

Treasurer /Secretary

& Mailing Coordinator:

Danielle Weaver
dmm742000@yahoo.com

Newsletter Editor

&

Web Tech:

Deb Foltyn
quest4moos@msn.com

WSC Meetings

ALL Visitors are welcome!
We meet the 2nd & 4th Sundays
No Holidays
Next meetings

November 10

November 24

December 8
HOLIDAY PARTY


December 22
No meeting

Summers Meetings
June thru August
2nd Sundays only

Doors Open 12:30
Meeting starts at 2PM

Churchill Borough Building,
2300 William Penn Hwy
Churchill, PA 15235.
Free light lunch available

Collecting Disney Stamps



Disney topical collectors have it easier than most. They do not have to use a magnifier to see if that little speck beside the barn on a stamp is a cat or not. They do not have to decide if the post horn in the Europa symbol belongs in the music collection, and rarely do they have to break a set to get the one stamp they need for their topic.

What then is a Disney stamp? According to the now out of print, *Handbook of Disney Philately*, a Disney stamp must be drawn by Disney artists and authorized by the Walt Disney

company. After all, a Picasso painted by anyone else is not a Picasso. The same premise holds true for all Disney philately. To qualify, postage meter slogans must be authorized, cachets on first day covers must be rendered by Disney artists, special cancels must be the result of cooperation between a post office and the Disney Company. Contrived philatelic pieces are not considered authentic Disney works and therefore are not an essential part of a Disney collection.

There are many different opinions as to what is and what is not collectible. The opinions expressed above are those of the author, and are mentioned here to define the scope of this article and not with any intention of dictating rules of collecting.

Why Disney Stamps?

Ever since the first Disney stamps were issued, they have been the subject of heated debate. In the early '80's virtually every issue of every stamp publication had a letter from an irate collector bemoan-

ing the desecration of his hobby by Disney 'wallpaper'. Times have changed. The Disney stamps have probably done more to recruit new collectors, young and old, than any other stamp issues. They encourage children (the future of our hobby), and delight all ages with their bright colors, humor and variety. People who start collecting Disney stamps often branch out into other topics or countries as their interest in philately expands.

It is unlikely that the Disney stamps will ever command large investment returns, though a few of the early issues are becoming increasingly hard to find. Thousands of people collect Disney stamps. Those dealers who stock them have a hard time keeping them on hand. Few collectors are willing to part with the Disney stamps they have. Disney artists are professionals. All have years of training behind them and each stamp is a work of art, issued in bright warm colors, and telling a story,

which is often humorous. The characters are familiar to everyone, and the end result leaves you feeling warm inside.

The Early Issues

The first Disney stamp was issued by the United States in 1968 and commemorates the life of Walt Disney. Depicted on the stamp is Walt Disney



surrounded by Children of the World. In 1970 San Marino released a set of ten stamps, the first time Disney characters were shown on stamps. The high

(Continued on page 3)

Up Coming Stamp Shows

PITTPLEX 2019

November 2 - 3, 2019

South Fayette Fire Hall
661 Millers Run Rd.
Bridgeville, Pennsylvania 15031
Contact: Bryan Gross
Email: maxaugust@aol.com

MSDA

Cincinnati Area Stamp Show

November 9-10, 2019

Four Points by Sheraton Cincinnati North
7500 Tylers Pl Blvd.
West Chester Township, OH 45069
Contact: Jim Bardo
Phone: 847-634-2676
Hours: Sat 10-5, Sun 10-3

Greenhills Classic Stamp and Coin Show

November 24th, 2019

American Legion
11100 Winton Road
Cincinnati, OH 45218
Contact: Xenia Coin
Phone: 937-376-2807
Hours: Sun 10-4

Tri-State Monthly

Coin & Stamp Show

November 24th, 2019

Sheraton Bucks County
400 Oxford Valley
Langhorne, PA 19047
Contact: Allen Brock
Phone: 305-852-7678
Hours: Sun 10-4

Fairview Park Universal Coin, Currency & Stamp Show

December 1, 2019

American Legion Post # 42
22001 Brookpark Rd.
Fairview Park, OH 44126
Contact: John Cotleur
Phone: 440-864-7473
Hours: Sun 10-3

Cranberry Stamp Show

December 8th, 2019

VFW POST #7505
331 Mars Valencia Road
Mars, PA 16046
Contact: Kevin Kellman
Phone: 301-524-9562
Hours: Sun 10-4

In Memoriam

Mary Grace (Sharak) Dorsett

Age 85, of Blackridge, passed away quietly on March 24, 2019; Wife of the late Robert S. Dorsett, Sr.; Mother of Janet May Gillis (Mark) and Robert S. Dorsett, Jr.; Sister of Helen Miles of Naples, FL, preceded in death by 5 sisters and a brother; Mary was the grandmother of 3. Grace was instrumental in honoring Lou's wishes that a hall would be built and maintained to house the Wilksburg Stamp Club

Samuel A. Duerr, Jr., Age 95

Mr. Duerr was born in Allison Park, PA on January 13, 1925. Sam was a man of family, faith, and country, passed away peacefully at his home on October 23rd, 2019. He was preceded in death by his beloved wife, Lorraine, and is survived by his children, Sam Duerr III (Patricia), Sidney Pinnie (Mark), Dave Duerr (Margie). He is the proud grandfather of Six.

Newsletter

It's your newsletter!
Help Make it special

Original articles for the newsletter may be submitted by any of the membership to Deb Foltyn at a meeting or emailed to Quest4moos@msn.com Or via regular mail: Deb Foltyn 1023 Brintell Street Pittsburgh, PA 15201-1637

Ideas or content suggestions are welcome.

Note articles submitted may be edited for content or to fit the Format.*

Club members get a free black and white hard copy of the newsletter.

Color copies available at a Meeting. You must send a request to Deb before the meeting, so they can be printed special.



Collecting Disney Stamps continued

(Continued from page 2)

value shows Walt Disney and a scene from *The Jungle Book*, the last animated film that Walt worked on. It wasn't until 1979 that the Disney on Stamps topic really took off. That year 6 sets of stamps were issued to commemorate the International Year of the Child. Antigua, Dominica, Grenada, Grenada Grenadines, Maldives and Turks & Calicos Islands released colorful sets of 9 stamps and accompanying souvenir sheet. In 1980 six more sets were issued that depicted scenes from classic Disney films including *Sleeping Beauty* (Antigua); *Peter Pan* (Dominica); *Snow White and the Seven Dwarfs* (Grenada); *Bambi* (Grenada Grenadines), *Alice in Wonderland* (Maldives) and *Pinocchio* (Turks & Calicos Islands). These animated films on stamps are actually a topic within a topic

and if the whole Disney collection looks a bit daunting then try collecting just the sets with scenes from the animated films. Hundreds of stamps have been issued over the ensuing thirty years showing Disney characters in scenes from animated films, visiting other countries, celebrating Christmas or Easter, marking important anniversaries, commemorating the Olympic Games and saluting famous people. Stamps have been issued from Anguilla to Zambia and dozens of countries in between. Even if you don't collect Disney stamps as a topic there is a very good chance that there are Disney stamps in your topic. *Disneyana on Stamps Society* was recently formed and accredited as a Study Unit of the American Topical Association (ATA). The Society has an introductory website at: [http://](http://www.disnemation.8m.com/HOME.htm)

www.disnemation.8m.com/HOME.htm and here a membership application can be found for DoSS. Members are entitled to access *Disnemation*, the Journal of *Disneyana on Stamps Society* as well as meet other members, find a complete checklist of Disney stamps from 1968 to 2011 and more. Article edited from; www.philatelicdatabase.com/topicals-thematics/collecting-disney-stamps/



Junior Corner

The Tools of the Philatelists or Stamp Collector;

Solvents and Chemicals

One of the biggest challenges for any stamp collector is figuring out how to remove the gum mucilage from self-adhesive stamps, as well as safely removing stamps from envelopes, postcards and mailers. Depending upon the type of stamp you have, you will need an assortment of solvents and chemicals beyond just warm water. Additionally, self-adhesive versus moisture gum stamps can create a conundrum, even for advanced stamp collectors.

Trial and error is the general rule when it comes to figuring out how to safely remove stamps without damaging any part of them. Many articles have been written about various ways to deal with the inherent difficulties, including some that give particularly unique and eco-friendlier ways to deal with the self-adhesive stamps that have flooded the market since the 1990s.

Most importantly, you want to ensure that any chemicals or solvents you use are going to be

safe. Although some philatelists once swore by the use of benzene, a potent and potentially dangerous compound that removed gum. Benzine is considered a better, although still flammable, option. In many cases, however, stamp collectors are moving away from chemicals that aren't found in nature, and they are forging ahead with warm water and salt baths, or a natural based citrus solvent containing d-limonene (e.g.), Pure Citrus Orange or lemon if you prefer, is an air freshener product that works for this purpose.

If you're new to stamp collecting, it's best to learn by trial and error, all the while keeping the safety of you and your stamps in mind. Fortunately, there are plenty of solvents and chemicals including mildew stain remover, as well as natural alternatives, that will get you results without damaging your collection, reducing its value, or putting you in harm's way.

One interesting note to keep in mind: Before 1883, some stamps from the United States had advertising printed on the gummed side. If you have these stamps, be cautious when

soaking them or using solvents/chemicals.

Look at the perforation's teeth. If they are ragged from being torn apart they are probably water soluble. If they smooth perforation they are produced by a die cutting process they are almost guaranteed to be *stickies* and not water soluble.

Another option is Super Safe Stamp Lift Fluid, which is supposed to safely lift stamps from backing paper hinges, and separates stamps which are stuck together

A Canadian collector swears that the following works, and is non toxic,...

DO NOT DO THIS WITH OLD STAMPS

1. Fill a 2-inch deep container with hot water (not steaming)
2. Add a dash of soap, preferably Sunlight Lemon (it seemed to work best in his experience) however any mild dishwashing detergent that has a near neutral pH would be good, swirl it around, you want to combine the soap with the water, you do not make a bunch of bubbles...
3. Add the stamps and let them soak for ten minutes or so
4. Remove them from their

backing. They should come off quite easily

5. Rinse each stamp in a second dish of water, rubbing them **carefully** (if you don't want them to tear!) to remove any remaining sticky gunk

6. Dry as per usual (I personally use a stamp drying book).

Another collector swears by rubbing alcohol, while another says soak the stamp for 20 minutes, let dry completely and they soak another 10 minutes to remove self adhesive stamps

NOTE It is necessary to read all instructions, cautions and warnings. Wear protective clothing and eyewear where needed. Some products can be absorbed through the skin and some can be inhaled.*

If you have something not mentioned that works very well let us know.

WE'RE ON THE WEB!
Wilkinsburgstampclub.com

WILKINSBURG STAMP CLUB

50 Years ago - November 1968

First Man on the Moon,

Date of issue-19.11.1969

The Indian P & T Department wanted to express its good wishes and appreciation for the achievement while complimenting the astronauts of Apollo 11, Buzz Aldrin, Edwin Aldrin, Michael Collins, and Neil Armstrong for their achievement. At the same time, the Department wished the astronauts of Apollo 12 a happy landing and safe return to the good old earth. In token of admiration of this memorable event, the P & T Department has great pleasure in issuing a

commemorative stamp depicting
The design of the stamp depicts a man on the moon
with the
Lunar Module
and
the earth
in the background

"Man on the Moon"

Country; India
Series; Commemorations
Catalog codes;
Michel IN 487
Stamp Number IN 503
Yvert et Tellier IN 286
Stanley Gibbons IN 601
Scott IN 503
Themes:

Astronauts | Moon Landing |
Outer Space | Space Traveling
Issued on:
November 19, 1969
Format:
Stamp
Color;
Raw Sienna
Emission:
Commemorative
Face value:
20 p - Indian paisa

